



The Sir Alex Ferguson Library

Glasgow Caledonian University, Cowcaddens Road, Glasgow, G4 0BA

0141 273 1000 (tel:0141 273 1000)

[Send email \(mailto:library@gcu.ac.uk\)](mailto:library@gcu.ac.uk)

[Visit website \(https://www.gcu.ac.uk/library/usingthelibrary/disabilityservices/\)](https://www.gcu.ac.uk/library/usingthelibrary/disabilityservices/)



Access Guide

Introduction

- Services / facilities within the building include the University Library and Sir Alex Ferguson Library Café.
- Services on each floor are as follows:-
- Level 0 - Library Desk, Archive Centre and Archives Reading Room, cafe, PC's, social spaces
- Level 1 - Library Ask & Learn space, Library seminar room, offices, bridge links to Hamish Wood Building level 1 and George Moore Building first floor
- Level 2 - Book shelves 617-999, Information Point, Assistive Technology Room, group study area, PCs, roof garden access.
- Level 3 - Book shelves 350-616, Information Point, silent individual study area, PC's.
- Level 4 - Book shelves 001-349, Information Point, Postgraduate Study Room, silent individual study area, bridge links to Hamish Wood Building level 5 and George Moore Building fourth floor.
- Related link [Sir Alex Ferguson Library Café \(link opens in new tab\)](https://www.accessable.co.uk/glasgow-caledonian-university/access-guides/sir-alex-ferguson-library-cafe/) (https://www.accessable.co.uk/glasgow-caledonian-university/access-guides/sir-alex-ferguson-library-cafe).

Opening Times (Building)

- Monday 07:00 - 23:00.
- Tuesday 07:00 - 23:00.
- Wednesday 07:00 - 23:00.
- Thursday 07:00 - 23:00.
- Friday 07:00 - 23:00.
- Saturday 09:00 - 18:00.
- Sunday 09:00 - 18:00.

Getting Here

By Road

[View](#)

- The University is located on Cowcaddens Road, easily accessible from Junction 16 (Westbound) or Junctions 15 & 17 (Eastbound) of the M8 motorway.
- Campus parking is only available for permit holders and visitors only.
There is Blue Badge parking available between the rear of the Sir Alex Ferguson Library and from the Carnegie Lecture Theatre and the PhD Building.
Public parking available at the Concert Square car park on Cowcaddens Road diagonally opposite the University. Additional public parking is also available at the Buchanan Galleries on Killermont Street.
There is pay and display street parking on Milton Street at the rear of the campus, time limited to 3 hours.

By Bus

[View](#)

- The university is situated opposite the Buchanan Bus Station which is served by routes 4, 9, 9A, 10A, B10, C10, 27, 54, 68, 71, 71A, 72, 77, 87, 88, 88A, 88C, 89, 89A, 89B, 213, 240, 240X, 255, 263, 267, 334, 336, 336, 500, 532, 537, 590, 592, 539, 542, 548, 588, 590, 592, 618, 900, 901, 906, 906X, 907, 914, 915, 916, 923, 926, 976, 977, G9, G10, L1, M8, M9, M11, M20, X1, X3, X7, X8, X11, X23, X24, X25, X25A, X26, X27, X28, X34, X36, X39, X44, X71, X74, X76, X77, X77N, X78, X79, X85, and X87.
There are additional bus stops on North Hanover Street within 50m of the Student Association Building served by routes 27, 71, 87, 128, 329, CB1, X23, 88, 88A, 88C, 89, 89A and 89B.

By Train

[View](#)

- The nearest national railway station is Queen Street, which is 0.5 miles (11 minutes) from the university via North Hanover Street.
Glasgow Central Station is also not far, 0.7 miles (14 minutes) via West Nile Street.

However, all of the central Glasgow stations are within reach of the campus using public transport.

By Underground

View

- The nearest subway is Cowcaddens Underground Station, 0.4 miles (7 minutes) west of the university via Cowcaddens Road.
However, Buchanan Street Underground Station is popular as it is located in the main shopping area and is about 0.4 miles (8 minutes) south of the university via West Nile Street and Buchanan Street.

Useful Links

View

- Please see the "How to Find Us" page of the University website for more information on getting to the campus and to download a campus map and a local map.
- **To view the web page described above click here (opens in new tab) (https://www.gcu.ac.uk/theuniversity/howtofindus/#).**
- The Strathclyde Partnership for Transport (SPT) website for details on buses and the underground.
- **To view the web page described above click here (opens in new tab) (http://www.spt.co.uk/).**
- The National Rail Enquiries website for details on trains to the Glasgow Stations.
- **To view the web page described above click here (opens in new tab) (http://www.nationalrail.co.uk).**

AccessAble Related Links

View

- **Glasgow Central Station AccessAble Access Guide (new tab) - click here (https://www.accessable.co.uk/glasgow-city-council/glasgow-city-council/access-guides/glasgow-central-station).**

Site/Campus Car Park (Main Campus Parking)

Photos



Car Park

View

- The car park is located at the rear of the campus site accessed from Cowcaddens Road.
- The nearest building(s) to this car park is/are Sir Alex Ferguson Library, George Moore Building and the PhD Centre.
- The car park type is open air/surface.
- The car park does not have a height restriction barrier.
- The car park surface is tarmac.
- Designated Blue Badge parking bays are not available.

Charges and Restrictions

View

- This car park can be used by permit holders.
- There are no parking charges that apply on the day.

Drop Off Point

View

- There is a designated drop off point in this car park.
- There is not a dropped kerb from the drop off point.

Car Park Access

View

- There is ramped access to the car park from the main campus buildings.
- This car park is not clearly signposted from the Sir Alex Ferguson Library.

Comments

View

- To get to the car park follow the access road from Cowcaddens Road to the left.
- The designated drop off point is immediately to the right at the main car park access gate, between the Hamish Wood and Britannia buildings.

Site/Campus Car Park (Blue Badge Parking)

Photos



Car Park

View

- The car park is located between the rear of the Sir Alex Ferguson Library and Charles Oakley Laboratories.
- The nearest building(s) to this car park is/are the Sir Alex Ferguson Library and Charles Oakley Laboratories.
- The car park type is open air/surface.
- The car park does not have a height restriction barrier.
- The car park surface is tarmac.
- Designated Blue Badge parking bays are available.
- The Blue Badge bay(s) markings are faded.
- There is/are 10+ designated Blue Badge parking bay(s) within this car park.
- The dimensions of the designated parking bay(s) are 495cm x 595cm (16ft 3in x 19ft 6in).
- The dimensions of the designated bays do vary in size.

Charges and Restrictions

View

- This car park can be used by permit holders.
- There are no parking charges that apply on the day.

Drop Off Point

View

- There is a designated drop off point in this car park.
- There is not a dropped kerb from the drop off point.

Car Park Access

View

- There is ramped access to the car park from the Oakley Laboratories Main Entrance.
- The nearest designated bay is 26m (28yd 1ft) from the Carnegie Lecture Theatre entrance.


Comments

View

- To get to the car park follow the access road from Cowcaddens Road and then to the right behind the Sir Alex Ferguson Library.
- The designated drop off point is immediately to the right at the main car park access gate, between the Hamish Wood and Britannia buildings as shown in photograph 4.
- There is additional Blue Badge parking next to the Students' Association Building and the Arc Health and Wellbeing Facility, entered by a security gate from North Hanover Street.

Outside Access (Main Entrance - Accessible)

Photos



Entrance

View

- This information is for the entrance located at the front of the building to the left of the revolving doors.
- There is ramped/sloped access at this entrance.
- There is not a bell/buzzer.
- There is not an intercom.
- There is a canopy or recess which provides weather protection at this entrance.
- The main door(s) open(s) automatically (towards you).
- The door(s) is/are push pad activated.

- The door(s) is / are double.
- The width of the door opening is 180cm (5ft 11in).

Ramp/Slope

[View](#)

- There is a ramp/slope at this entrance.
- The ramp/slope is located on the path leading to the entrance.
- The ramp/slope gradient is slight.
- The ramp is permanent.


Comments

[View](#)

- There are security barriers as you turn into the building that reduce the opening width to 84cm.

Outside Access (Main Entrance)

Photos



Entrance

[View](#)

- This information is for the entrance located at the front of the building.
- There is ramped/sloped access at this entrance.
- There is not a bell/buzzer.
- There is not an intercom.
- There is not a canopy or recess which provides weather protection at this entrance.
- The main door(s) open(s) by revolving.
- The door(s) is / are single.
- The door(s) is / are heavy.
- The width of the door opening is 83cm (2ft 9in).

Ramp/Slope

[View](#)

- There is a ramp/slope at this entrance.
- The ramp/slope is located to the right as you face the entrance.
- The ramp/slope gradient is slight.
- The ramp is permanent.

Outside Access (Front Corner Entrance)

Photos



Entrance

[View](#)

- This information is for the entrance located at the front right of the building adjacent to the George Moore Building.
- There is ramped/sloped access at this entrance.
- There is not a bell/buzzer.
- There is not an intercom.

- There is not a canopy or recess which provides weather protection at this entrance.
- The main door(s) open(s) towards you (pull).
- The door(s) is / are double.
- The door(s) is / are heavy.
- The width of the door opening is 206cm (6ft 9in).
- There is a small lip on the threshold of the entrance, with a height of 2cm or below.

Ramp/Slope

View

- There is a ramp/slope at this entrance.
- The ramp/slope is located in front of the entrance.
- The ramp/slope gradient is slight.

Comments

View

- This door gives access to the Sir Alex Ferguson Library / George Moore ground floor link entrance.

Outside Access (Rear Staff Entrance)

Photos



Entrance

View

- This information is for the entrance located at the side rear of the building by the service yard.
- There is ramped/sloped access at this entrance.
- There is not a bell/buzzer.
- There is not an intercom.
- There is a canopy or recess which provides weather protection at this entrance.
- The main door(s) open(s) towards you (pull).
- The door(s) is / are double.
- The door(s) is / are heavy.
- The width of the door opening is 156cm (5ft 1in).
- There is a small lip on the threshold of the entrance, with a height of 2cm or below.

Ramp/Slope

View

- There is a ramp/slope at this entrance.
- The ramp/slope is located in front of the entrance.
- The ramp/slope gradient is slight.
- The ramp is permanent.

Entrance (George Moore Ground Floor Entrance)

Photos



Entrance

View

- This information is for the entrance located at the side between the Sir Alex Ferguson Library ground floor and George Moore Building level 1.
- There is ramped/sloped or stepped access at this entrance.
- There is not a bell/buzzer.
- There is not an intercom.
- There are no doors at this entrance.
- The width of the door opening is 382cm (12ft 6in).

Second Set of Doors

View

- There is a second set of doors.
- There are no doors at this entrance.
- The width of the door opening is 294cm (9ft 8in).

Ramp/Slope

View

- There is a ramp/slope at this entrance.
- The ramp/slope is located to the left as you face the entrance.
- The ramp/slope bypasses the steps.
- The ramp/slope gradient is slight.
- The ramp/slope is permanent.
- There is a level landing at the top of the ramp.
- The ramp does not have handrails.

Step(s)

View

- There is a/are step(s) at this entrance.
- The step(s) is / are located in front of the entrance.
- There is / are 11 step(s) to access the entrance.
- The step(s) is / are clearly marked.
- The step(s) is / are medium height (11cm - 17cm).
- The steps do have handrails.
- The handrails are on both sides going up.

Lift

View

- There is a lift to access this entrance.
- The lift does bypass the step(s).
- The lift does bypass the ramp.


Comments

View

- The entrance width is reduced by security barriers to 96cm.

Entrance (George Moore Links)

Photos



Entrance

View

- This information is for the entrance located between the George Moore first floor and level 1 balcony (Level 4 similar).
- There is ramped/sloped access at this entrance.
- There is not a bell/buzzer.
- There is not an intercom.
- The main door(s) open(s) towards you (pull).
- The door(s) is / are double.

- The door(s) is / are permanently held open (at the time of the survey).
- The width of the door opening is 160cm (5ft 3in).
- There is a small lip on the threshold of the entrance, with a height of 2cm or below.

Ramp/Slope

View

- There is a ramp/slope at this entrance.
- The ramp/slope is located immediately beyond the entrance.
- The ramp/slope gradient is slight.
- The ramp or slope is permanent.
- The ramp does have handrails.
- The handrails are on both sides going up.

Comments

View

- There are security barriers at the entrance reduce the width to 73cm.
- There is a similar link at floor 4 from the George Moore Building. The width is reduced at the base of the ramped link to 77cm at this level.

Entrance (Annie Lennox Links)

Photos



Entrance

View

- This information is for the entrance located on the level 1 balcony leading to the Annie Lennox Building (level 4 similar).
- There is ramped/sloped access at this entrance.
- There is not a bell/buzzer.
- There is not an intercom.
- The main door(s) open(s) towards you (pull).
- The door(s) is / are double.
- The door(s) is/are permanently held open.
- The width of the door opening is 160cm (5ft 3in).

Ramp/Slope

View

- There is a ramp/slope at this entrance.
- The ramp/slope is located between the Annie Lennox entrance and the Sir Alex Ferguson Library level 1 balcony.
- The ramp/slope gradient is slight.
- The ramp/slope is permanent.
- There is a level landing at the top of the ramp.
- The ramp does have handrails.
- The handrails are on both sides going up.

Comments

View

- There are security barriers at the top of the ramp that reduce the width to 80cm.
- There is a similar link at floor 4 to the Annie Lennox Building level 5. The width is reduced to 78cm at this level.

Reception (Library)


Photos



- Library Desk is located to the left as you enter.
- The desk is 18m (19yd 2ft) from the main entrance - accessible.
- The reception area is clearly visible from the entrance.
- There is step free access to this reception area.
- The lighting levels in the reception area are medium.
- The reception desk/counter is low (76cm or lower).
- The desk is staffed.
- There is not a hearing assistance system.
- There is a touch screen.

Getting Around

Photos



Access

[View](#)

- There is step free access throughout the building via lift(s).
- There are doors in corridors which have to be opened manually.

Getting Around

[View](#)

- There is not clear signage for building facilities/areas in the foyer/reception area.
- There is clearly written directional signage at key points of circulation routes.
- There is some flooring in corridors which is shiny and could cause issues with glare or look slippery to some people.
- There is some flooring in corridors which includes patterns or colours which could be confusing or look like steps or holes to some people.
- There is high colour contrast between the walls and floor in all areas.
- The lighting levels are good.
- This building does not play background music.
- There is not a hearing assistance system.

Comments

[View](#)

- Level 3 and 4 study areas are silent individual study areas.
- Level 2 study area is for group study.
- There are further study spaces on the level 1 mezzanine and throughout the ground floor.

Library

Photos



- This library does not have a regular supply of books in Braille.

- This library does not have a regular supply of books in large print.
- This library does not have a regular supply of books in audio format.
- There is an ordering service.
- The library does have computers with accessible software.
- Auxiliary aids are available for computer users.
- A height adjustable table and height adjustable chair is / are available.
- Other computer auxiliary aids include scanners.
- Equipment available for people with a visual impairment includes a Braille printer, book readers, audio readers.


Comments

View

- Library staff can assist with book/item collection if requested.
- There are SmartTables available on levels 0, 2, 3 and 4.
- SmartTables allow users to perform a number of basic library services, such as performing an item search without having to log-on to a library PC or personal device.
- Self-service machines are available on levels 0, 1, 2, 3, and 4.
- Self-service machines allow users to manage their library accounts, borrow, return and renew items.
- Laptops can be loaned on level 0 (from a LapSafe vending machine).
- Levels 0, 1 and 2 are social areas.
- Levels 3 and 4 are for silent individual study.
- The assistive technology room is in the study area on level 2.
- Book readers, Braille printers, audio readers, scanners and adjustable height furniture are available in the assistive technology room on level 2.
- There is a Library Ask & Learn space on level 1, with seminar room and teaching / study desks. Librarians are on hand to provide guidance, consultation and information on library resources and references. Regular drop-in sessions are held.
- In the Assistive Technology room on Level 2, the equipment available is JAWS and ZoomText enabled computers, a Braille embosser, a Scaleform Thermofom, height adjustable desks, scanners, CCTV magnifiers and a MyReader2 Digital Magnifier.
- Use of the Assistive Technology room is open to all students and staff can be arranged by contacting the Disability Service; [email \(link opens your default messenger application\) \(mailto:disability@gcu.ac.uk\)](mailto:disability@gcu.ac.uk), telephone: 0141 273 1371.
- The Library has a SafePod installed (Photo 11 and 12).

Eating and Drinking

Photos



-
- The following information is for the café.
 - Full table service is not available.
 - Food or drinks are ordered from the service counter.
 - Food or drinks can be brought to the table.
 - No tables are permanently fixed.
 - No chairs are permanently fixed.
 - Some chairs have armrests.
 - The nearest table is 20m (21yd 2ft) from the main entrance.
 - The distance between the floor and the lowest table is 40cm (1ft 4in).
 - The distance between the floor and the highest table is 73cm (2ft 5in).
 - There is ample room for a wheelchair user to manoeuvre.
 - Plastic / takeaway cups are available.
 - Plastic / takeaway cutlery is available.
 - Drinking straws are available.
 - Menus are wall only.
 - Menus are not available in Braille.
 - Menus are not available in large print.
 - Picture menus are not available.
 - Menus are clearly written.
 - Menus are presented in contrasting colours.

- The type of food served here is sandwiches, soup and hot and cold snacks.

Other Floors

Photos



Steps

[View](#)

- The floors which are accessible by stairs are 0, 1, 2, 3 and 4.
- The stairs are located in the centre rear of the ground floor.
- The stairs are approximately 60m from the main entrance.
- There are 15+ steps between floors.
- The lighting levels are moderate to good.
- The steps are not clearly marked.
- The steps are medium height (11cm - 17cm).
- The steps do have handrails.
- The steps have a handrail on both sides.
- There is a landing.


Comments

[View](#)

- This is a spiral staircase with the main lift rising through the centre of the stairwell.

Entrance (Roof Garden)

Photos



Entrance

[View](#)

- This information is for the entrance located on level 2 in the main stairwell.
- There is step free access at this entrance.
- There is not a bell/buzzer.
- There is an intercom.
- The height of the intercom is 129cm (4ft 3in).
- The main door(s) open(s) away from you (push).
- The door(s) is / are single.
- The door(s) is / are heavy.
- The width of the door opening is 91cm (2ft 12in).
- There is a small lip on the threshold of the entrance, with a height of 2cm or below.

Comments

[View](#)

- The external door release button is 143cm high.

Roof Garden

Photos



- The roof garden is located on the second floor level at the front of the building on the Hamish Wood Building side.
- The roof garden can be accessed via the main lift and a door at level 2 of the stair well.
- The external spiral fire escape staircase to the left of the main entrance is for emergency exit only from the roof garden.
- The garden is laid out with concrete paving tiles, wooden decking and gravel paths. There are lawns and shrubs in flower beds with raised kerbs at the edges.
- There is bench seating all round the garden and part of the garden is covered by a glazed canopy. There are tables beneath the canopy.
- The metal staircase to the front has 15+ medium steps and a landing with a handrail on the right going up.

Lift (Main Lift)



Photos



- There is a lift for public use.
- The lift is located at the rear of the central stairwell.
- The lift is a standard lift.
- The floors which are accessible by this lift are 0, 1, 2, 3 and 4.
- Wall mounted information boards are provided at lift landings.
- The lift is approximately 45m (49yd 8in) from the main entrance.
- Staff do not need to be notified for use of the lift.
- The clear door width is 90cm (2ft 11in).
- The dimensions of the lift are 135cm x 140cm (4ft 5in x 4ft 7in).
- There are not separate entry and exit doors in the lift.
- There is a mirror to aid reversing out of the lift.
- The lift does have a visual floor indicator.
- The lift does have an audible announcer.
- The lift does not have a hearing enhancement system.
- The lift does not have Braille markings.
- The lift does have tactile markings.
- The controls for the lift are within 90cm - 120cm from the floor.
- The lighting level in the lift is medium.

Lift (Rear Lift)

Photos



- There is a lift for public use.
- The lift is located to the rear left of the building behind the cafe.
- The lift is a standard lift.

- The floors which are accessible by this lift are 0, 1, 2, 3 and 4.
- Wall mounted information boards are provided at lift landings.
- Staff do not need to be notified for use of the lift.
- The clear door width is 90cm (2ft 11in).
- The dimensions of the lift are 135cm x 140cm (4ft 5in x 4ft 7in).
- There are not separate entry and exit doors in the lift.
- There is a mirror to aid reversing out of the lift.
- The lift does have a visual floor indicator.
- The lift does have an audible announcer.
- The lift does not have a hearing enhancement system.
- The lift does not have Braille markings.
- The lift does have tactile markings.
- The controls for the lift are within 90cm - 120cm from the floor.
- The lighting level in the lift is medium.

Lift (George Moore Link)

Photos



- There is a lift for public use.
- The lift is located at the rear of the George Moore Restaurant.
- The lift is a platform lift.
- The platform lift accesses a small level change.
- The lift is approximately 50m (54yd 2ft) from the main entrance.
- Staff do not need to be notified for use of the lift.
- The clear door width is 90cm (2ft 11in).
- The lift door is manual, heavy and opens outwards.
- The dimensions of the lift are 111cm x 150cm (3ft 8in x 4ft 11in).
- There are separate entry and exit doors in the lift.
- There is not a mirror to aid reversing out of the lift.
- The lift does not have a visual floor indicator.
- The lift does have an audible announcer.
- The lift does not have a hearing loop system.
- The lift does have Braille markings.
- The lift does have tactile markings.
- The controls for the lift are within 90cm - 120cm from the floor.
- The lighting level in the lift is bright.

Comments

[View](#)

- This lift gives access to the George Moore Ground Floor and bypasses the steps and ramps at the ground floor link.

Accessible Toilet (Sir Alex Ferguson Library)

Photos



- Accessible toilet facilities are available.

Location and Access

View

- There is pictorial signage on or near the toilet door.
- This accessible toilet is approximately 63m (68yd 2ft) from the main entrance.
- This accessible toilet is located at the rear centre of the ground floor.
- There are similar accessible toilet facilities in similar locations on level 1, 2, 3 and 4. All have a lateral transfer space on the left.
- There is level access to this accessible toilet.

Features and Dimensions

View

- This is a shared toilet.
- A key is not required for the accessible toilet.
- The door opens outwards.
- The door is locked by a locking handle.
- The width of the accessible toilet door is 96cm (3ft 2in).
- The door is heavy.
- The dimensions of the accessible toilet are 151cm x 187cm (4ft 11in x 6ft 2in).
- There is not a clear 150cm x 150cm manoeuvring space in the accessible toilet.
- There is a lateral transfer space.
- As you face the toilet pan the transfer space is on the left.
- The lateral transfer space is 85cm (2ft 9in).
- There is a dropdown rail on the transfer side.
- There is a flush on the transfer side.
- The tap type is lever.
- There is a mixer tap.
- There is an emergency pull cord alarm in the cubicle.
- The emergency pull cord alarm is fully functional.
- Disposal facilities are available in the cubicle.
- There is a/are female sanitary disposal units.
- There is not a/are not coat hook(s).

Position of Fixtures

View

- Wall mounted grab rails are available for the toilet.
- As you face the toilet the wall-mounted grab rails are on both sides.
- There is not a shelf within the accessible toilet.
- There is a mirror.
- Mirrors are not placed at a lower level or at an angle for ease of use.
- The height of the toilet seat above floor level is 48cm (1ft 7in).
- There is a hand dryer.
- The hand dryer cannot be reached from seated on the toilet.
- The hand dryer is not placed higher than 100cm (3ft 3in).
- There is not a towel dispenser.
- There is a toilet roll holder.
- The toilet roll holder can be reached from seated on the toilet.
- The toilet roll holder is placed higher than 100cm (3ft 3in).
- The height of the toilet roll holder is 119cm (3ft 11in).
- There is a wash basin.
- The wash basin can be reached from seated on the toilet.
- The wash basin is not placed higher than 74cm (2ft 5in).

Colour Contrast and Lighting

View

- There is a high colour contrast between the internal door and wall.
- The contrast between the external door and wall is good.
- The contrast between the wall-mounted grab rail(s) and wall is good.
- There is a good colour contrast between the dropdown rail(s) and wall.
- The toilet seat colour contrast is poor.
- The contrast between the walls and floor is good.

- The lighting levels are bright.

Standard Toilet(s) (Sir Alex Ferguson Library)

Photos



Location of Standard Toilet(s)

[View](#)

- There are male and female standard toilets facilities on the ground floor, the first floor, the second floor, the third floor and the fourth floor.

Standard Toilet Surveyed

[View](#)

- A male standard toilet was surveyed.
- The toilet surveyed is located at the rear of the ground floor.
- There is a female standard toilet in the same location.
- There is step free access to the standard toilet(s) surveyed from the entrance.
- The standard toilet surveyed is approximately 60m from the main entrance.
- There is not a/are not cubicle(s) suitable for ambulant disabled people in the standard toilet(s) surveyed.
- Lighting levels in the standard toilet surveyed are good.