



Data in higher education: An introduction

Paul Hazell and
Jennie Walmsley

Data and numbers
are everywhere..

Where do they come from?



Data and counting in Higher Education

- Data about students, staff, estates and research
- Metrics, benchmarks and performance indicators
- Percentages, proportions, a standard registration, population, headcounts and full person equivalents
- But you have the power. Just think a bit and ask questions....

How many higher
education students
are there?

QA data in higher education

HESA



Office for
Students 

UCAS

Benchmarks and performance indicators

What are they?

- A benchmark is all about comparing like with like - used in the TEF but not league tables
- What is statistically likely to happen given an institution's mix of students?
- A flag indicates when performance is better than or worse than expected

Cycling benchmarks

Age	⏴ Men	⏵ Men (Trike)	⏴ Women	⏵ Women (Trike)
40	0:25:59	0:27:33	0:28:02	0:29:46
41	0:26:04	0:27:38	0:28:08	0:29:52
42	0:26:09	0:27:43	0:28:13	0:29:57
43	0:26:13	0:27:49	0:28:19	0:30:03
44	0:26:18	0:27:54	0:28:24	0:30:09
45	0:26:23	0:27:59	0:28:29	0:30:14
46	0:26:27	0:28:03	0:28:34	0:30:19
47	0:26:32	0:28:08	0:28:39	0:30:25
48	0:26:36	0:28:13	0:28:43	0:30:30
49	0:26:41	0:28:18	0:28:48	0:30:35
50	0:26:45	0:28:23	0:28:53	0:30:41
51	0:26:50	0:28:28	0:28:58	0:30:46
52	0:26:54	0:28:33	0:29:03	0:30:51
53	0:26:59	0:28:38	0:29:09	0:30:57
54	0:27:04	0:28:43	0:29:14	0:31:03
55	0:27:09	0:28:49	0:29:20	0:31:09
56	0:27:14	0:28:54	0:29:26	0:31:15
57	0:27:20	0:29:00	0:29:32	0:31:22

Non-continuation benchmark

	Total full-time first degree young entrants	Number w ho continue or qualify at same HEI	Percent w ho continue or qualify at same HEI (%)	Adjusted sector continue or qualify (%)	Number w ho transfer to other UK HEI	Percent w ho transfer to other UK HEI (%)	Adjusted sector transfer to other UK HEI (%)	Number no longer in HE	Percent no longer in HE (%)	Bench-mark (%)	Standard deviation (%)	+/-
Total UK	288590	264655	91.7		5645	2.0		18285	6.3			
Total England	240835	221025	91.8		4885	2.0		14925	6.2			
HEI 1	2100	1865	88.7	88.3	40	1.9	2.3	200	9.4	9.4	0.57	
HEI 2	1480	1350	91.5	92.1	65	4.5	2.2	60	4.1	5.7	0.57	
HEI 3	1320	1225	92.7	91.7	20	1.4	1.9	80	5.9	6.5	0.65	
HEI 4	1860	1795	96.5	95.4	20	1.1	1.6	45	2.4	3.0	0.46	
HEI 5	2365	2055	86.8	86.8	75	3.1	2.2	240	10.1	11.1	0.51	
HEI 6	35	35	91.7	90.9	0	2.8	1.9	0	5.6	7.2	3.45	
HEI 7	2980	2695	90.4	89.0	80	2.6	2.3	210	7.0	8.7	0.45	
HEI 8	4350	4160	95.7	95.3	55	1.3	1.5	130	3.0	3.2	0.31	
HEI 9	430	375	87.1	88.0	10	2.6	1.8	45	10.3	10.1	1.29	
HEI 10	420	385	91.6	91.6	5	1.0	1.4	30	7.4	7.0	1.19	
HEI 11	650	540	83.3	87.1	10	1.9	2.7	95	14.8	10.3	1.15	-
HEI 12	540	500	93.1	89.8	10	1.7	1.8	30	5.2	8.4	0.98	+

TEF - the recipes



TEF 4 and STEF

TEF4 - core metrics

- Employment and further study; highly skilled employment and further study
- NSS - teaching, assessment and feedback, academic support
- Non-continuation

TEF4 - supplementary metrics

- Differential attainment and grade inflation
- Above median earnings or further study (LEO)
- Sustained employment or further study (LEO)



STEF - metrics

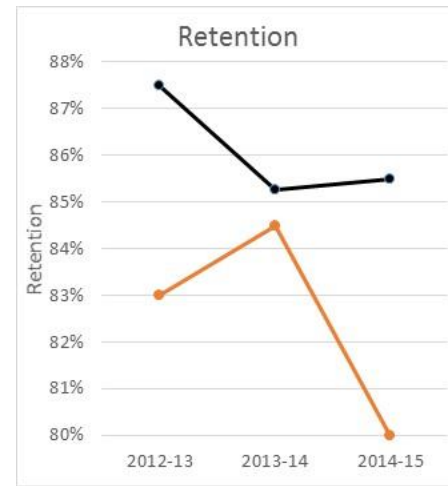
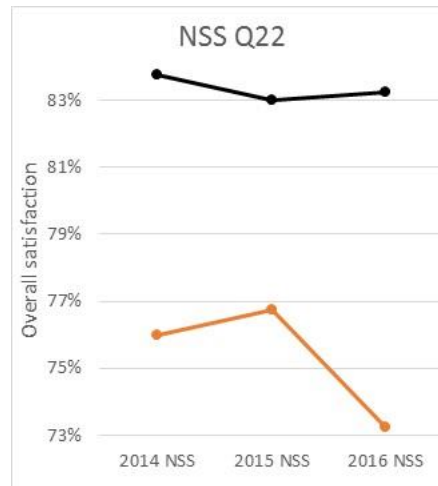
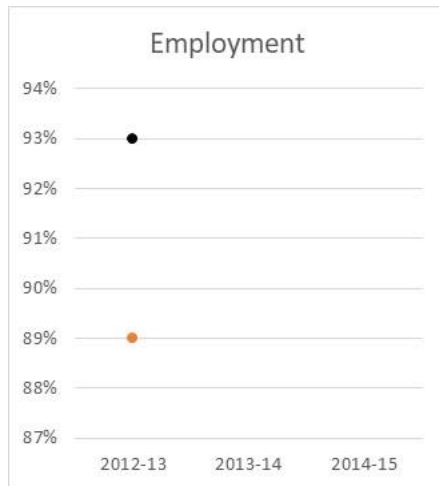
- New NSS metrics piloted: the 'student voice' and 'learning resources'
- LEO data now core (rather than supplementary) metric
- Provider assessment + subject awards profile = overall provider award

Another exercise...

A dashboard.....

Student-based metrics – Time series by Major mode (FT), undergraduate only

Sources: TEF metrics, HESA/ILR student records. National Student Survey responses. Undergraduate only



Note: Black line represents benchmark.



Provider Healthcheck

HESA and Jisc
COMMUNITY DASHBOARDS

Select Provider Here



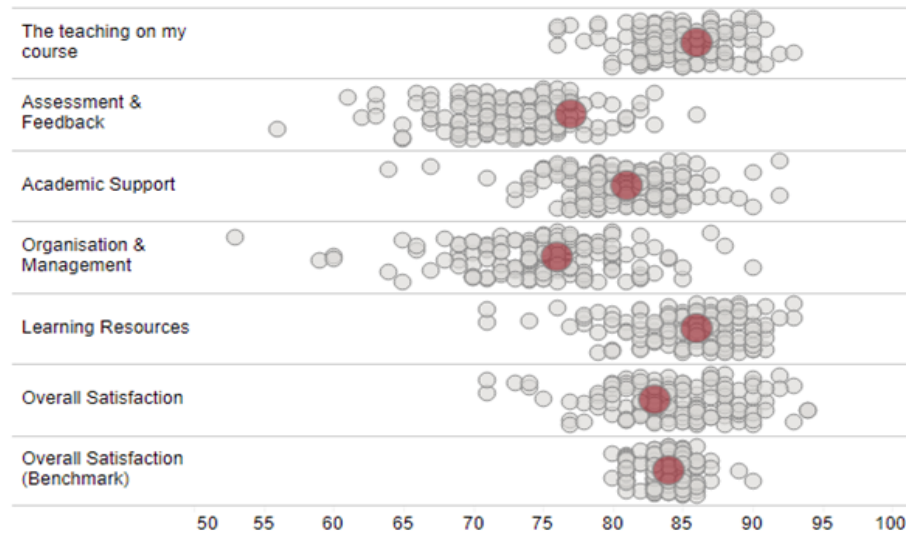
QAA Commendation:
Enhancement of Learning Opportunities

n/a

QAA Commendation:
Quality of Learning Opportunities

n/a

NSS Scores 2017



Guardian Overall Rating



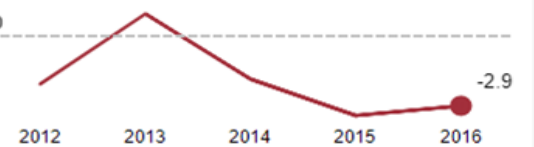
% Good Honours



No Longer in HE



Employment Indicator



Low Participation



QAA

Any questions?

j.walmsley@qaa.ac.uk

p.hazell@qaa.ac.uk



qaa.ac.uk



enquiries@qaa.ac.uk



+44 (0) 1452 557000

© The Quality Assurance Agency for Higher Education 2019

Registered charity numbers 1062746 and SC037786



QAA